



ENVIRONMENTAL ANALYSIS PROCESS




STUDY AREA

Broad area near a project where study team collects data and develops environmental inventory



LIMITS OF DISTURBANCE

Narrower portion of Study Area where construction related activities may occur



DESIGN FOOTPRINT

Within the Limits of Disturbance, final design further avoids and minimizes project impacts